

Run 12 RHIC Machine/Experiments Meeting

7 Feb 2012

Agenda: open

Run 12 Plan based on 20 weeks cryo operation
–an example 20 week schedule based on Vincent’s pp start-up plan*

Note physics weeks for 250 pp and HI are still to be determined

* http://www.cadops.bnl.gov/AGS/Operations/OpsWiki/index.php/RHIC_Setup:_Polarized_Protons

- 17 Jan, Begin cool-down to 4.5K
- 20 Jan, Cool-down to 4.5K in Blue and Yellow Ring complete, begin magnet setup
- 21-28 Jan, pp injection setup
- 28 Jan-3 Feb, LLRF, Ramp and store setup, begin 8 hr/night for experiments
- 3-10 Feb, 1 week ramp-up with 8 hrs/night for experiments
- 10 Feb, begin **4 weeks pp physics** with further ramp-up
- 9 March, end 4 week $\sqrt{s} = 200$ GeV pp run, begin ½ week setup for $\sqrt{s} = 500$ GeV pp
- 13 March, begin 1 week ramp-up to $\sqrt{s} = 500$ GeV with 8 hrs/night for experiments
- 20 March, begin **5 week pp physics** run at $\sqrt{s} = 500$ GeV
- 24 April, end 5 week pp physics run at $\sqrt{s} = 500$ GeV

If Uranium or Cu-Au...

- 24 April, begin 1 week setup for UU or CuAu (no overnight stores for experiments)
- 1 May, begin **4.5 week UU or CuAu physics run**
- 20-25 May: IPAC
- 2 June end 4.5 week UU or CuAu physics run
- 2 June, begin cryo warm-up
- 5 June, cryo warm-up complete (20.0 cryo-weeks)

Total Physics Weeks = 13.5

Run 12 projection for $\sqrt{s} = 200$ GeV pp

STAR Goal: 27 pb⁻¹ delivered with 55-60 % polarization

PHENIX Goal: 27 pb⁻¹ delivered with 55-60 % polarization

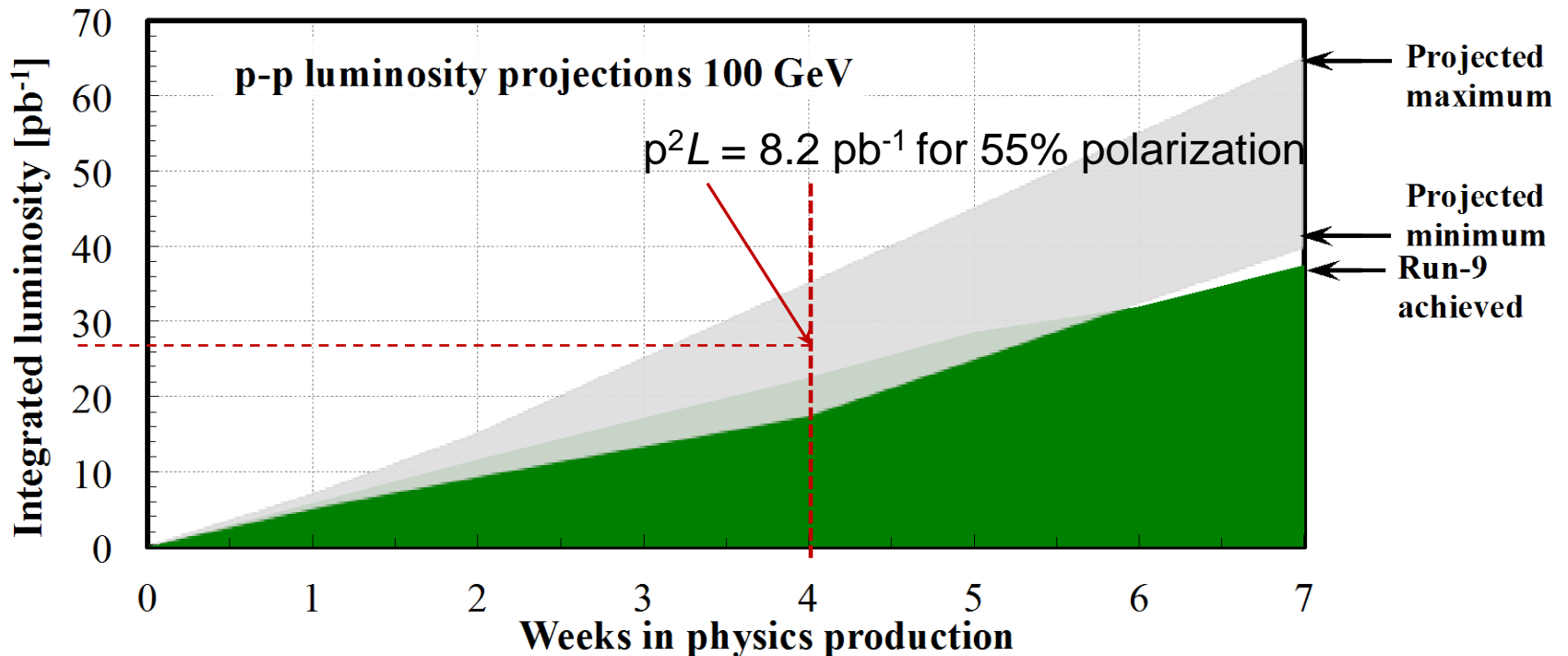
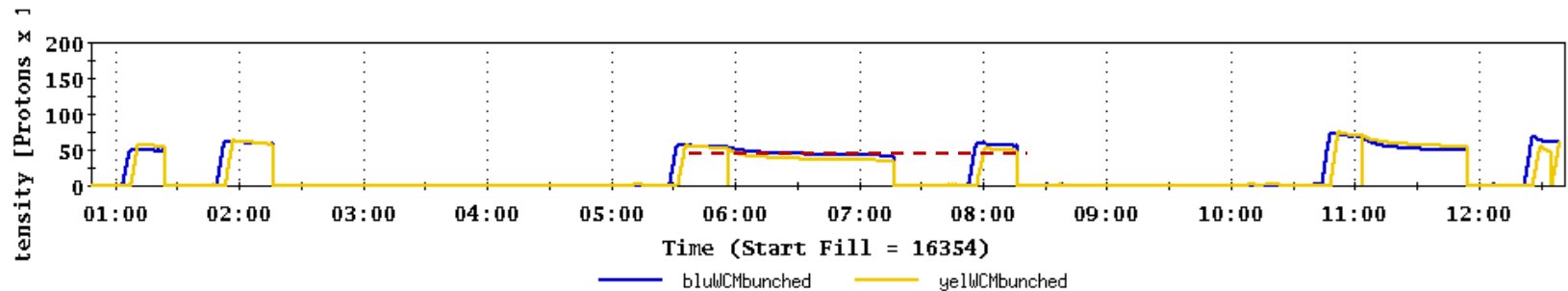
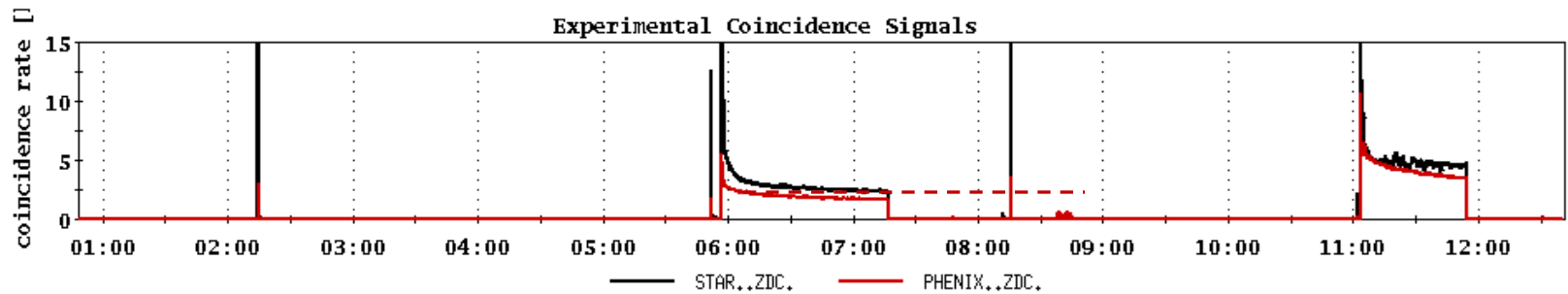
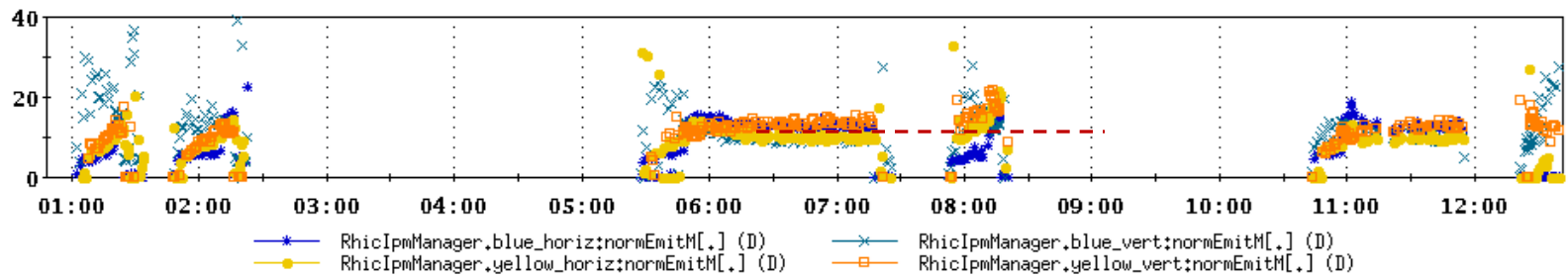
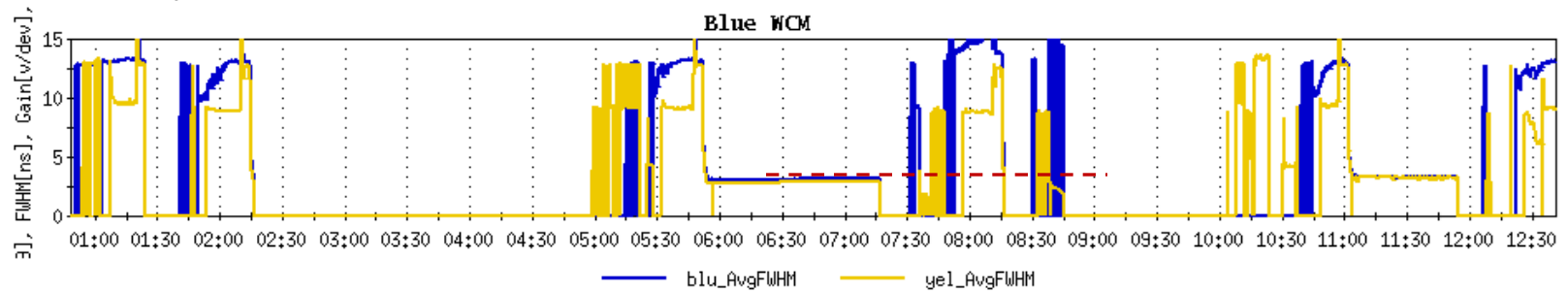


Figure 3: Projected minimum and maximum integrated luminosities for polarized proton collisions at 100 GeV beam energy, assuming a linear weekly luminosity ramp-up in 4 weeks. An average store polarization between 50 and 60% is expected.

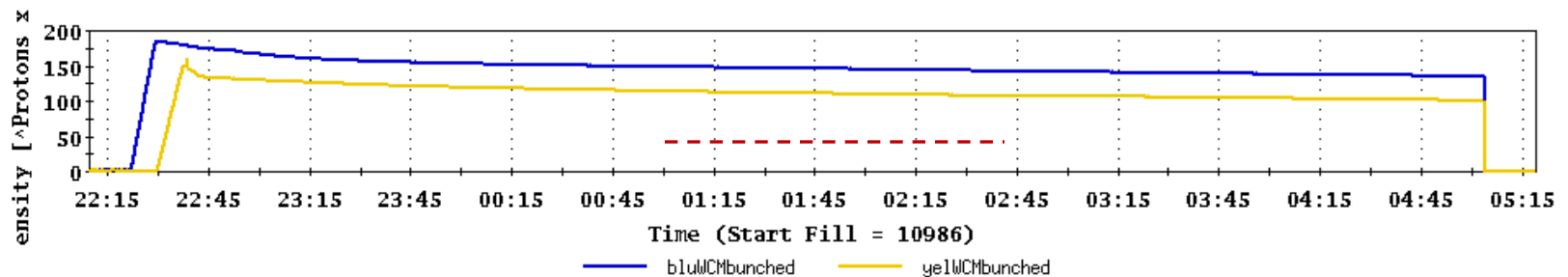
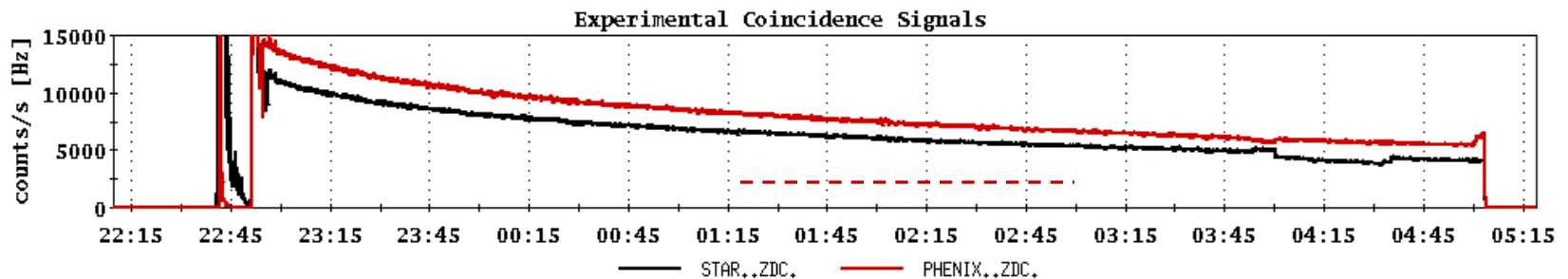
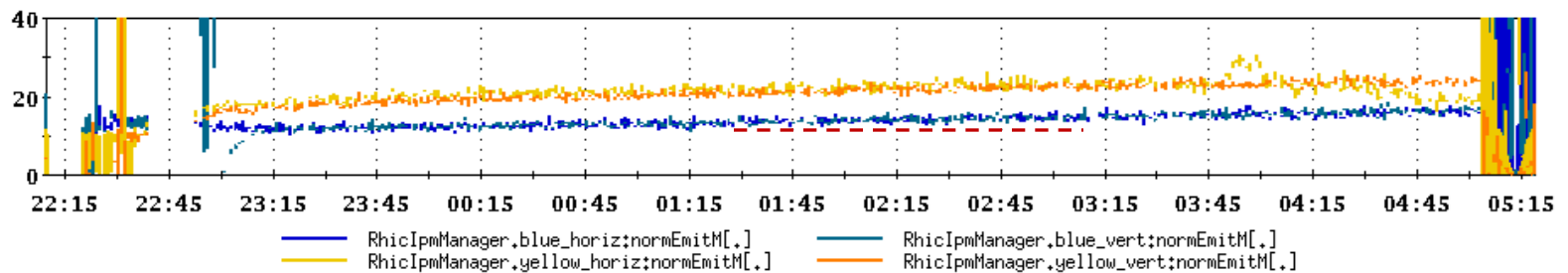
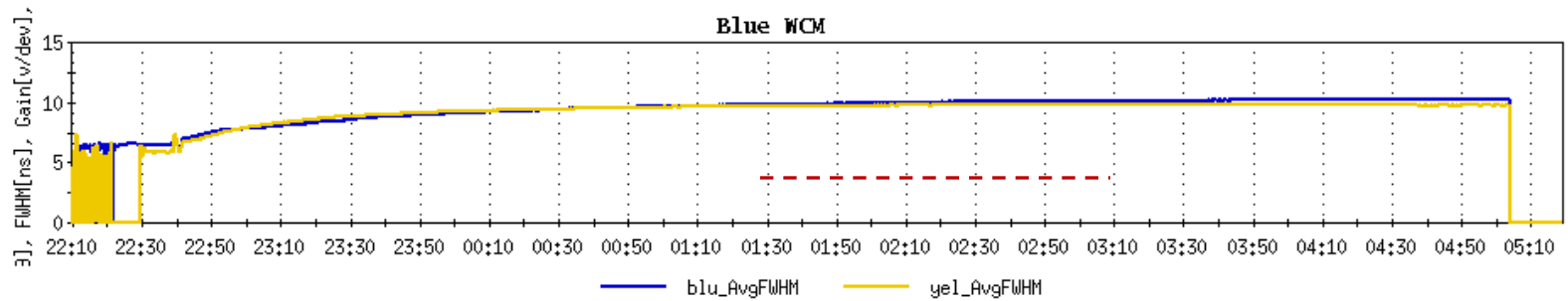
From Fischer et. Al. "RHIC Collider Projections (FY 2012 – FY 2016)"

14 October 2011

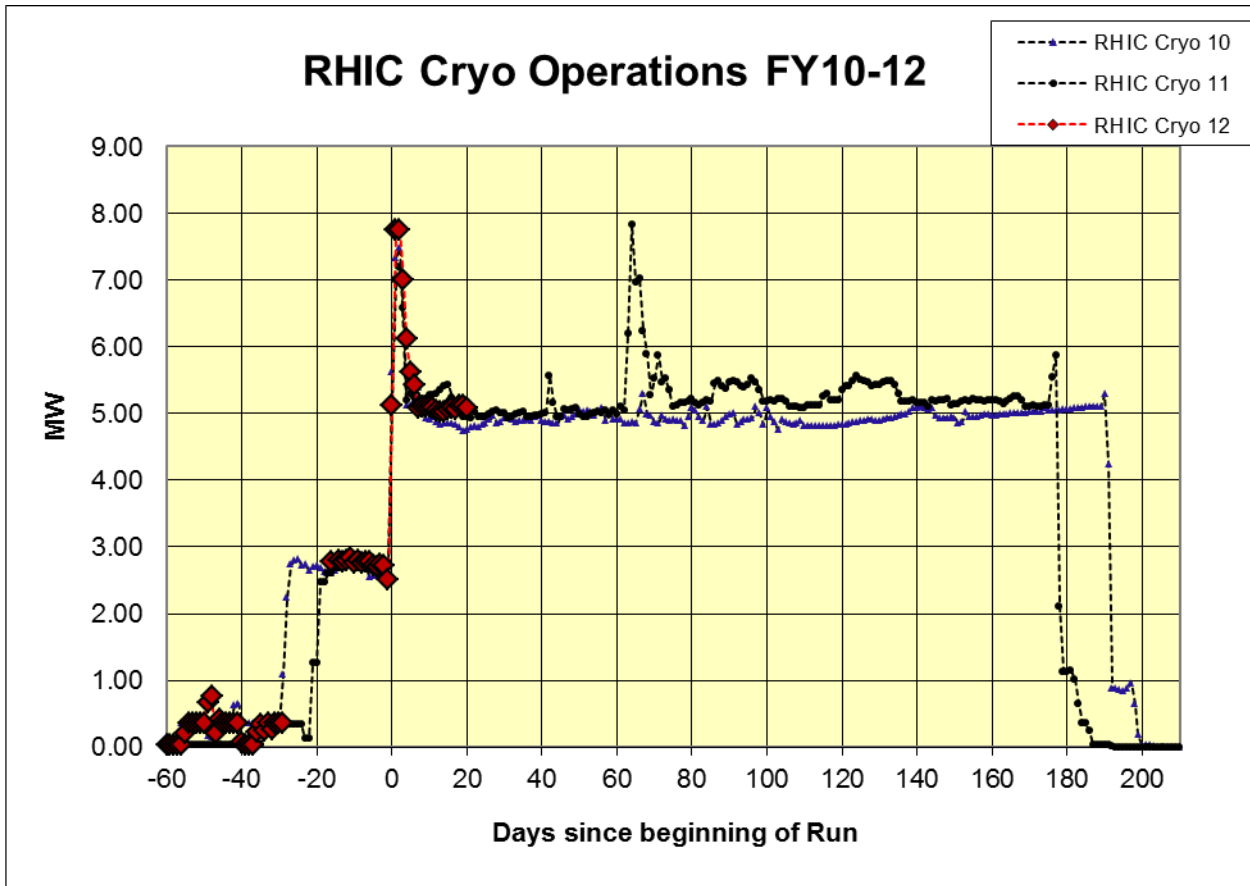
Today, 7 Feb 2012



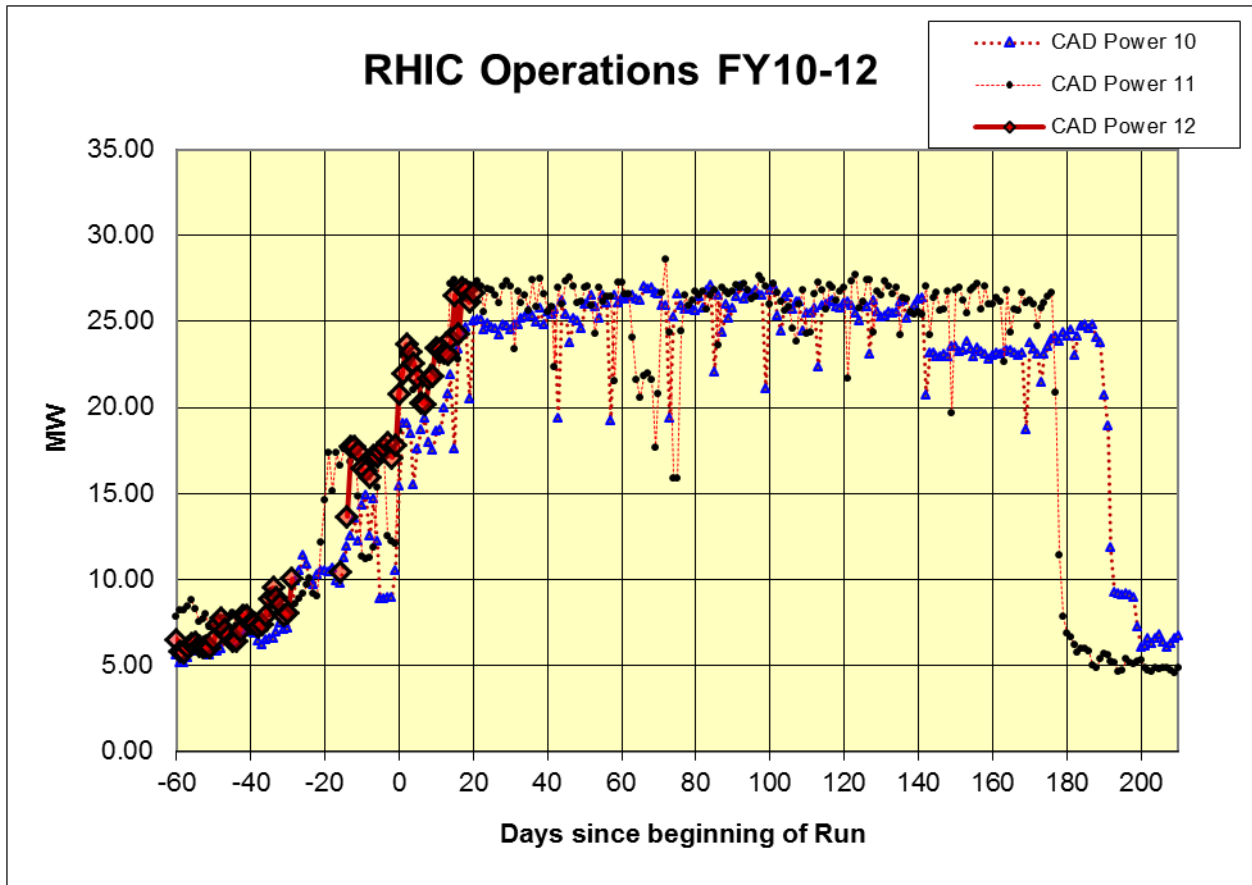
Typical Store from Run 9, 100 x 100 GeV pp



As of 6 Feb 2012

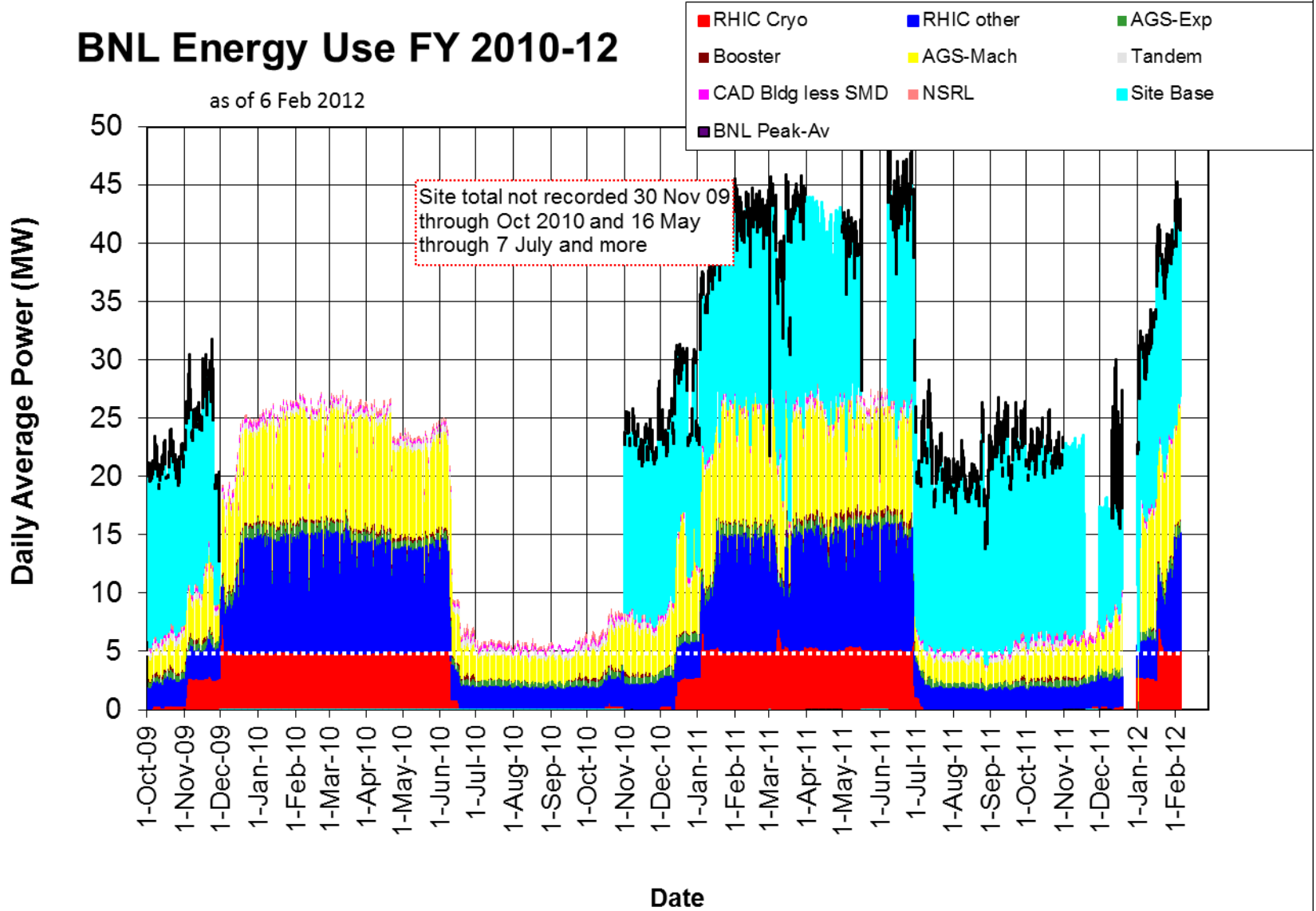


As of 6 Feb 2012



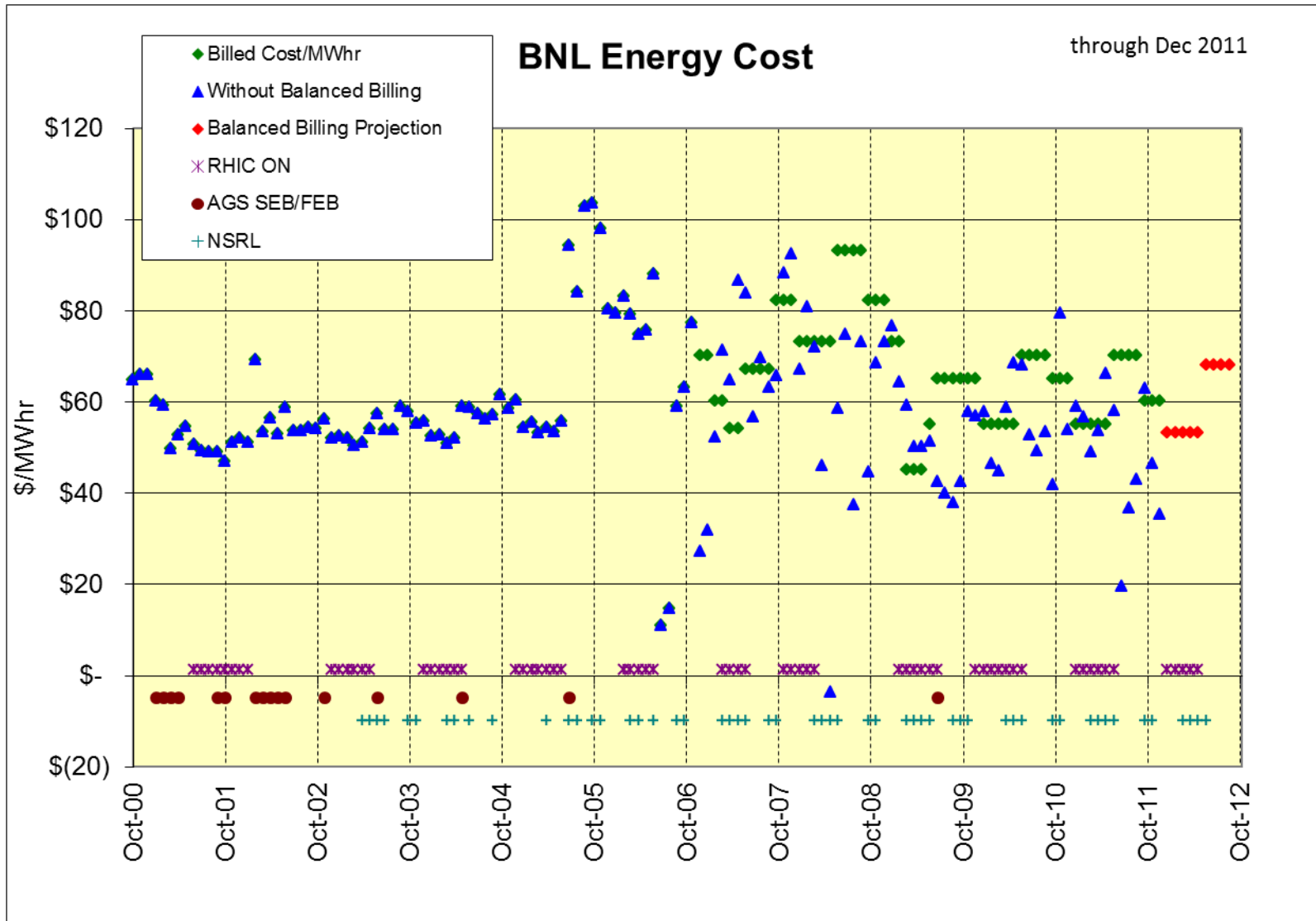
BNL Energy Use FY 2010-12

as of 6 Feb 2012

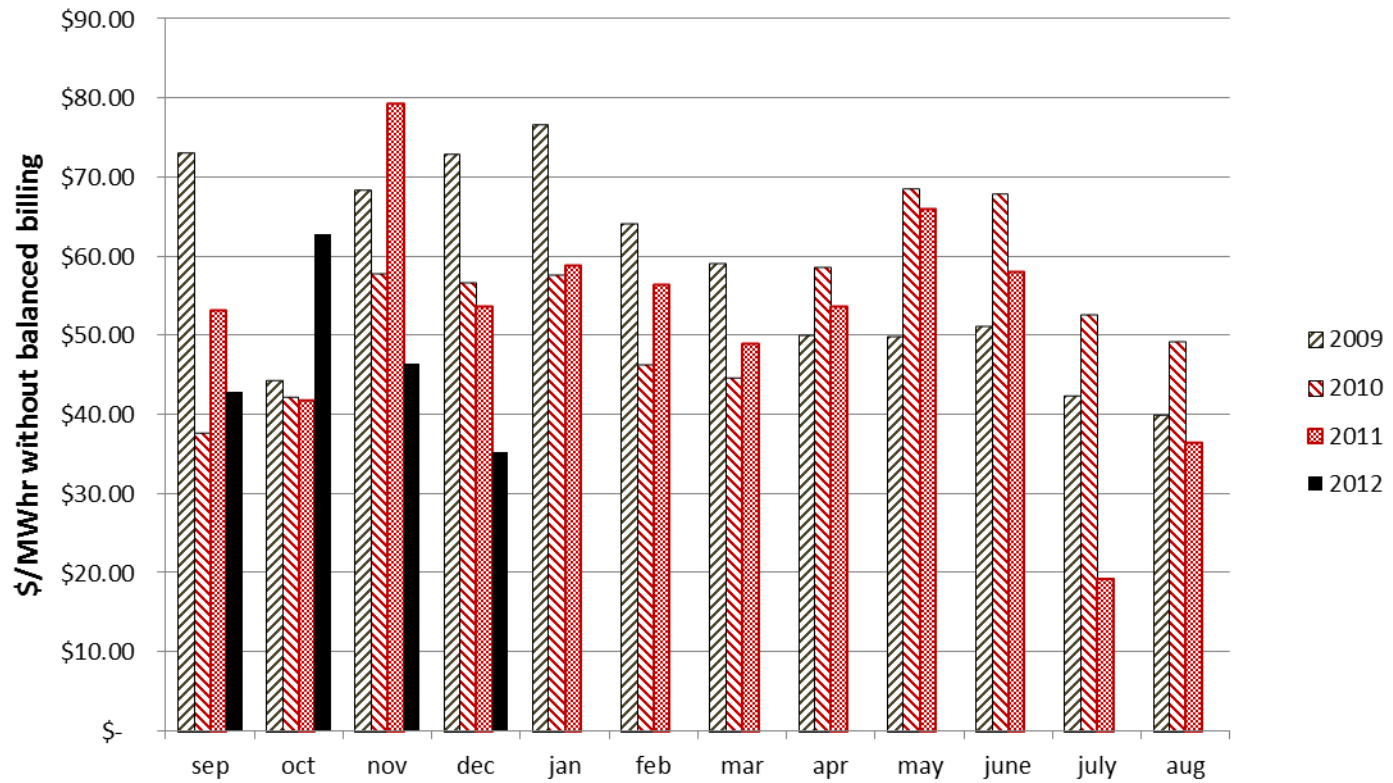


Other Slides

\$ in BNL Balanced Billing Bank for FY12 (through Dec) = +\$1,026K

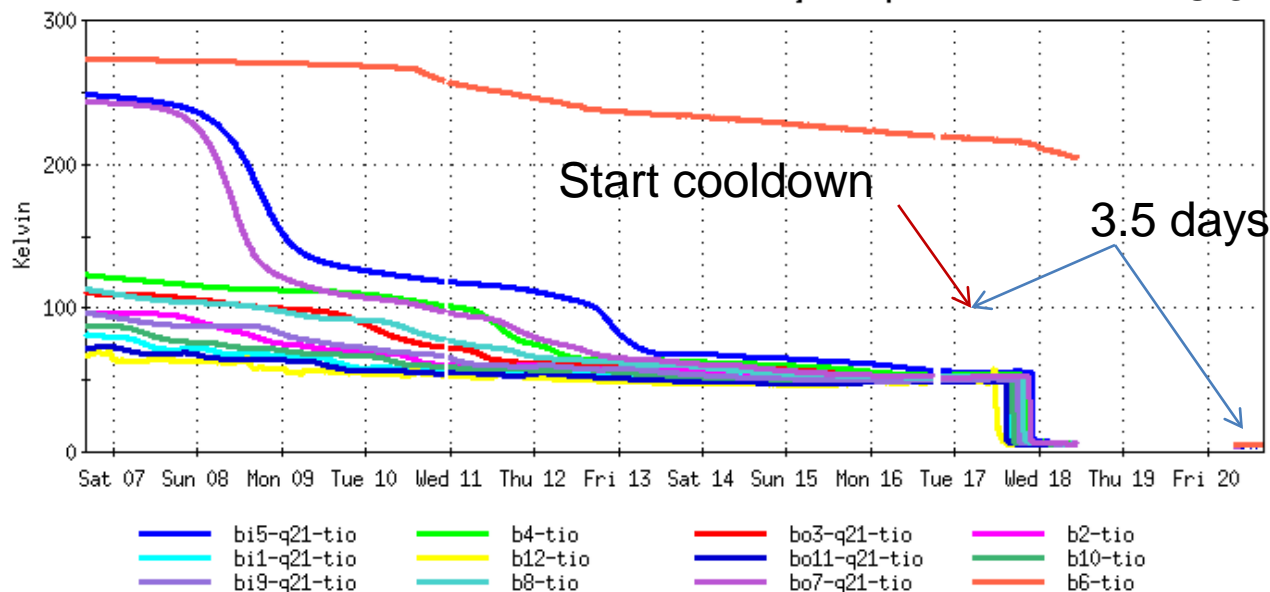


BNL Electricity Cost

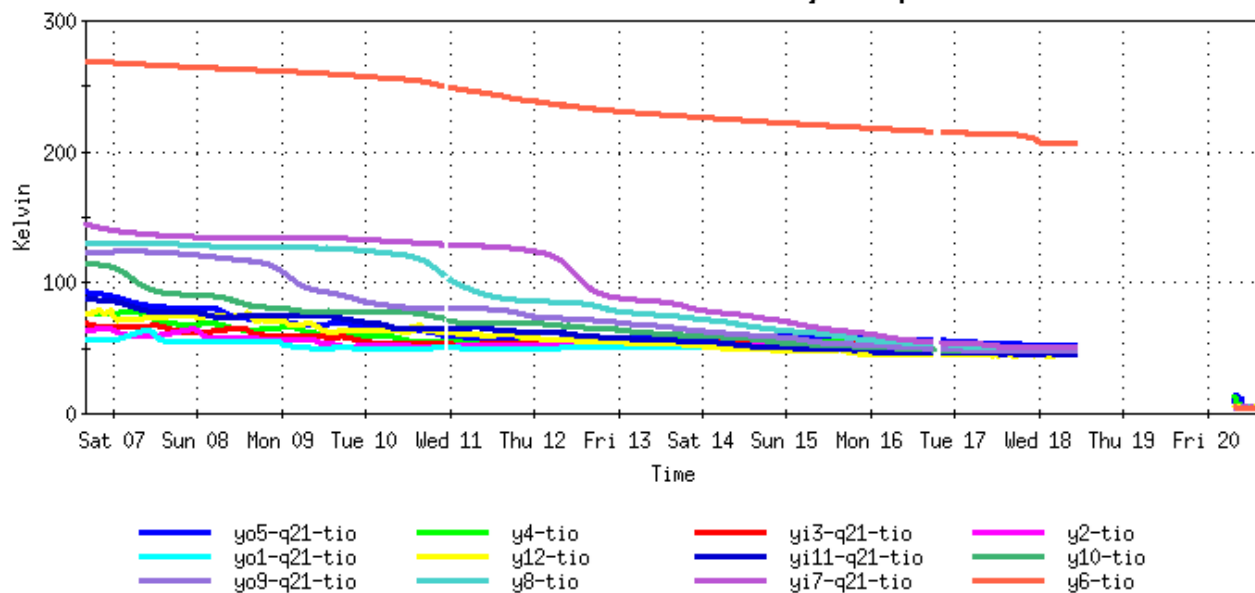


Blue Cryo Temperatures

As of 16:18 hrs 20 Jan






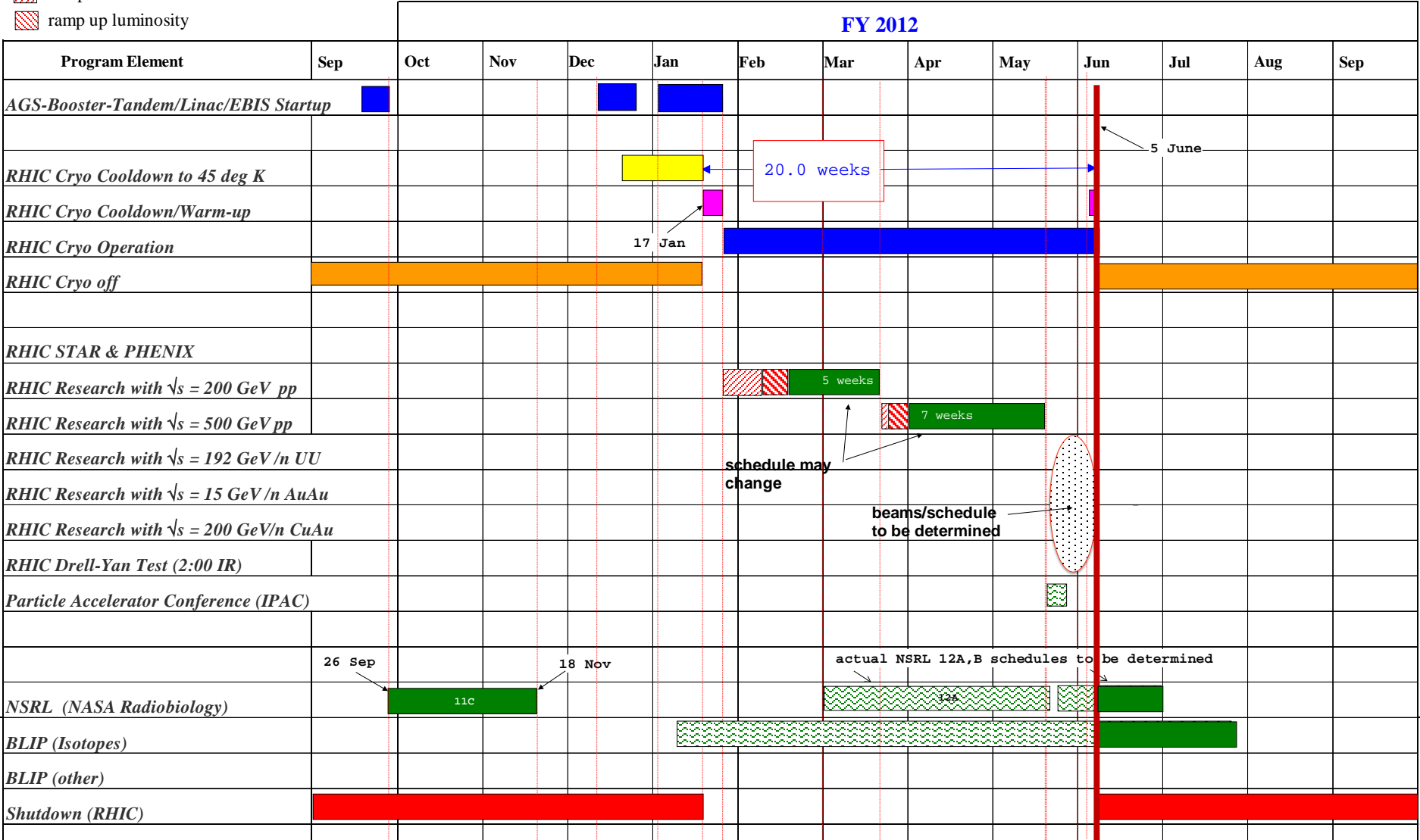
Yellow Cryo Temperatures



C-A Operations-FY12

planned (budget permitting)

-  concurrent with RHIC
-  setup with beams
-  ramp up luminosity



Recommendations following the June 6-8, 2011 PAC

For Run 12 the PAC recommends the following (*in order of priority*):

- 5 weeks of running with polarized proton collisions at 200 GeV.
- 7 weeks of running with polarized proton collisions at 500 GeV.
- 5 weeks of running with Cu+Au collisions at 200 GeV.
- 3 weeks of running with U+U collisions at 193 GeV.

For Run13 the PAC recommends the following (*not* in order of priority):

- 12 weeks of running with polarized proton collisions at 500 GeV.
- 5 week of running with polarized proton collisions at 200 GeV.
- 7 weeks of running with Au+Au collisions at full energy.

Cryo Issue

Our helium supplier no longer able to meet our peak demand of 4 trailers in a one week period. They can give us one trailer a week starting on December 31st, so we expect to have all the helium we need, on time, but we will have to store most of it in the dewars outside 1006B. This will result in our 4K cooldown being a little less stable and predictable than it has been for the past few years when we received all of the helium at 1005R over a short period of time. Because of this, I expect the 4K cooldown will take a least one additional day.

Cryogenic System Cooldown Projection based on Full Compressor Power Starting on January 17, 2012

.5 to 1 MW – Nov 23, 2011 through Dec 18, 2011 (temporary peaks up to 2 MW)

Scrub of RHIC rings and cryo plant, 14 atm pressure test of blue sextants 2/3 and 8/9 M-lines. Main compressor testing and scrub.

2.8 MW – Dec 19, 2011 through Jan 16, 2012

12/19/11	Start 45K cooldown of cryo plant
12/20/11	Start 45K wave in both RHIC rings
12/31/11	First liquid helium delivery, 1006B
01/07/12	Second liquid helium delivery, 1006B
01/14/12	Third liquid helium delivery, 1005R

6 to 8 MW – Jan 17, 2012 through Jan 22, 2012

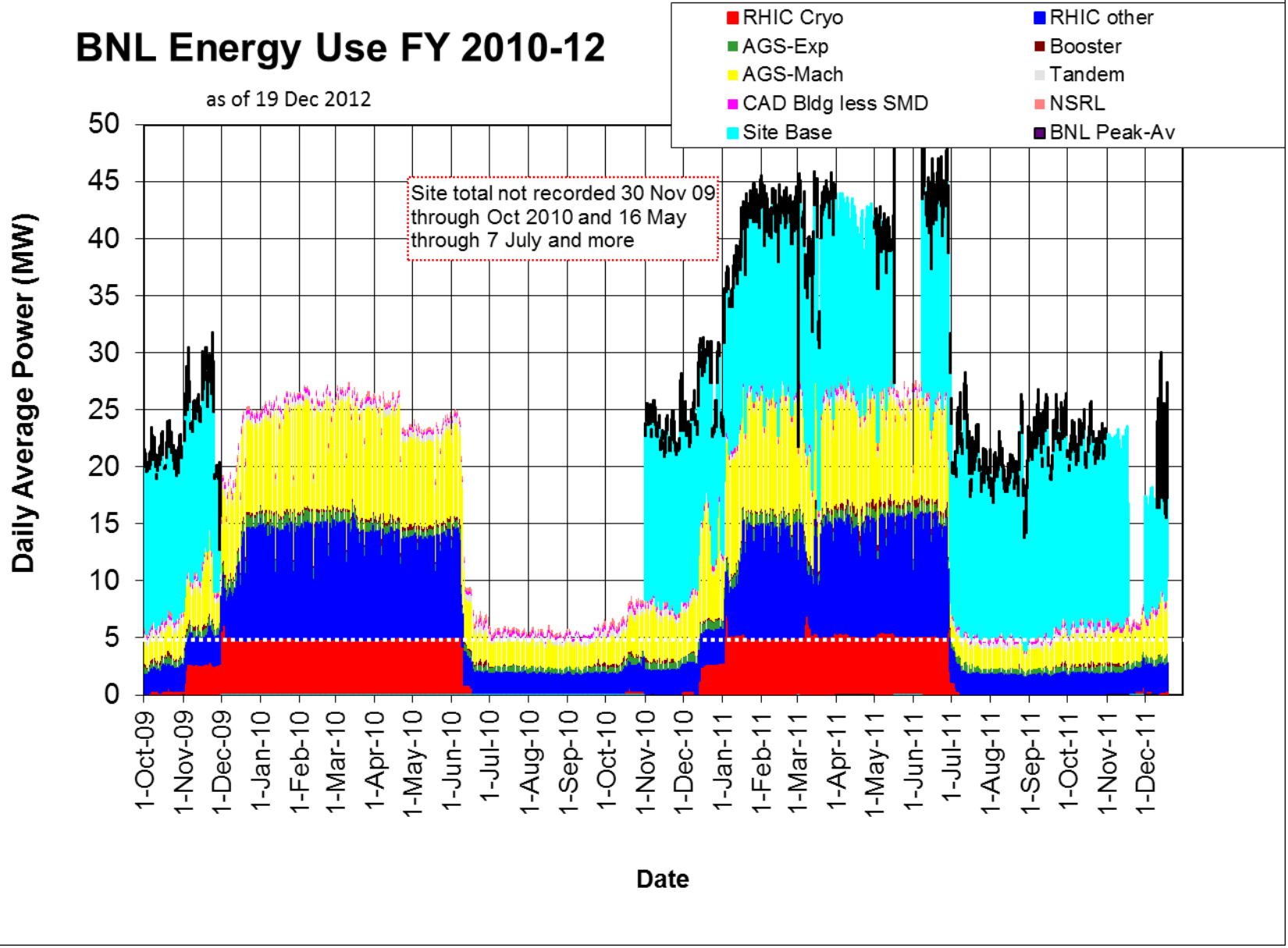
01/17/12	Start 4K wave in Blue ring, Hi potting (3 days)
01/20/12	Estimate blue ring cold and stable, soak complete, ready for magnet powering.
01/20/12	Start 4K wave in Yellow ring, Hi potting (3 days)
01/21/12	Fourth liquid helium delivery
01/23/12	Estimate yellow ring cold and stable, soak complete, ready for magnet powering.

5 MW starting on Jan 23, 2012

01/23/12	Start T7 turbine
----------	------------------

BNL Energy Use FY 2010-12

as of 19 Dec 2012



FY2012

Sept billed at \$70/MWhr actual cost \$42.86 -- \$438K added to bank

Oct billed at \$60/MWhr actual cost \$62.80 -- \$45.5K withdrawn from bank

FY2012 Bank Total = \$392,563

FY2012 Electric Rates			FY11 Rates
Month	Original	Revised	As Billed
	\$/kWh	\$/kWh	\$/kWh
Oct-11	0.060		0.065
Nov-11	0.060		0.065
Dec-11	0.060		0.065
Jan-12	0.053		0.055
Feb-12	0.053		0.055
Mar-12	0.053		0.055
Apr-12	0.053		0.055
May-12	0.053		0.055
Jun-12	0.068		0.070
Jul-12	0.068		0.070
Aug-12	0.068		0.070
Sep-12	0.068		0.070

From Fischer et. al. “RHIC Collider Projections (FY 2012 – FY 2016)”

14 October 2011

Cool-down from 50 K to 4 K	1 week	
Set-up mode 1 (p↑-p↑ at 100 GeV)	1 week	(no dedicated time for experiments)
Ramp-up mode 1	2 week	(8 h/night for experiments)
Data taking mode 1 with further ramp-up	5 weeks	
Set-up mode 2 (p↑-p↑ at 250 GeV)	½ week	(no dedicated time for experiments)
Ramp-up mode 2	1 week	(8 h/night for experiments)
Data taking mode 2 with further ramp-up	7 weeks	
Set-up mode 3 (U-U at 100 GeV/nucleon)	1 week	(no dedicated time for experiments)
Data taking mode 3 with further ramp-up	3 weeks	
Warm-up	½ week	



Run 12 projection for $\sqrt{s} = 500$ GeV pp

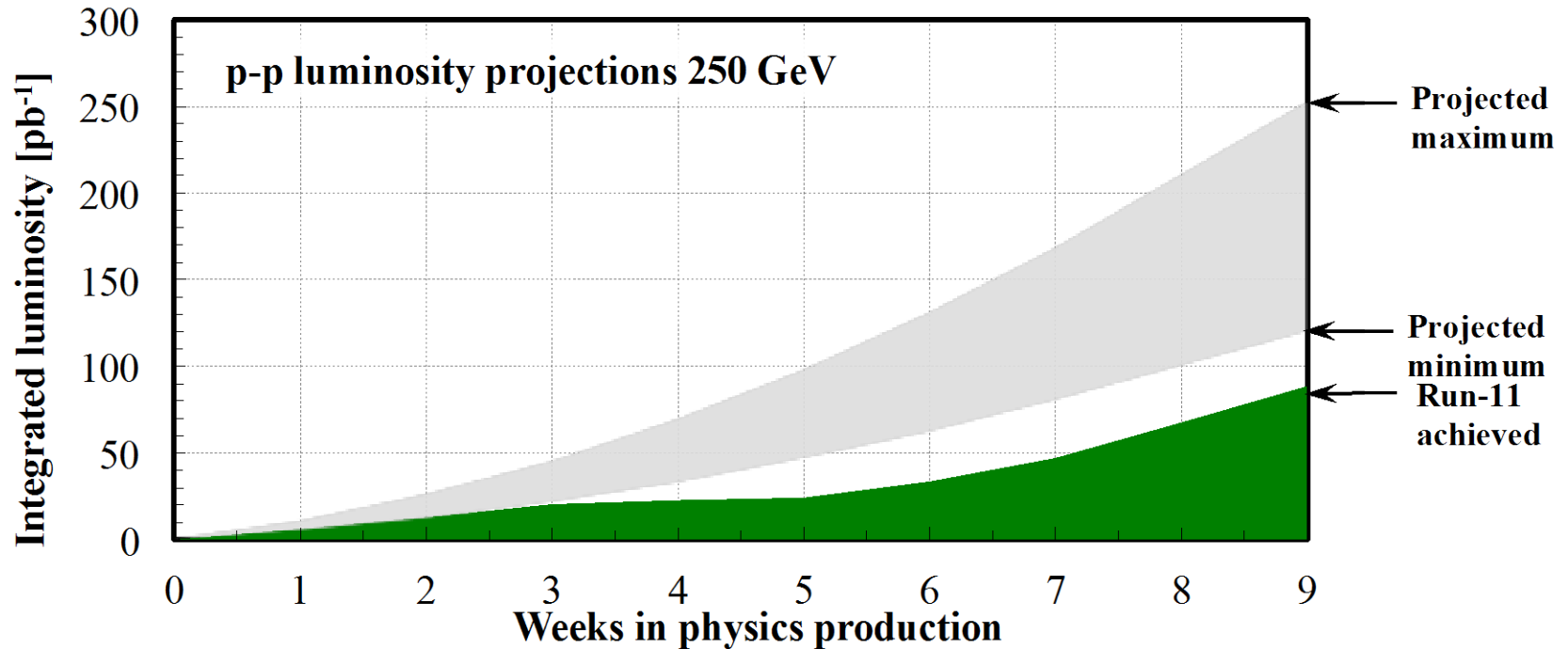


Figure 4: Projected minimum and maximum integrated luminosities for polarized proton collisions at 250 GeV beam energy, assuming linear weekly luminosity ramp-up in 8 weeks. An average store polarization between 45 and 50% is expected.

From Fischer et. Al. “RHIC Collider Projections (FY 2012 – FY 2016)”

14 October 2011

Run 12 projection for $\sqrt{s} = 193$ GeV/n UU

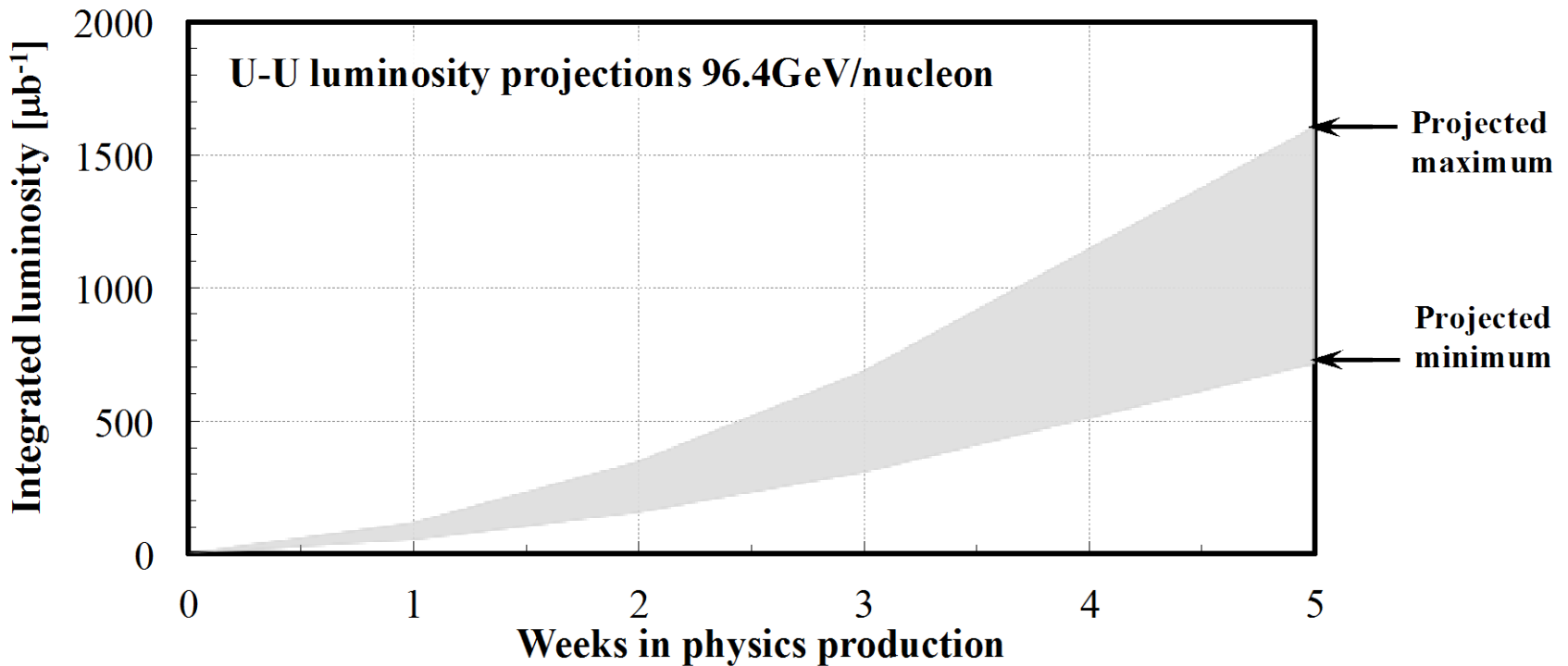


Figure 5: Projected minimum and maximum integrated luminosities for uranium-uranium at 96.4 GeV/nucleon, assuming linear weekly luminosity ramp-up in 48 weeks.

From Fischer et. Al. "RHIC Collider Projections (FY 2012 – FY 2016)"

14 October 2011

Run 12 projection for $\sqrt{s} = 200$ GeV/n CuAu

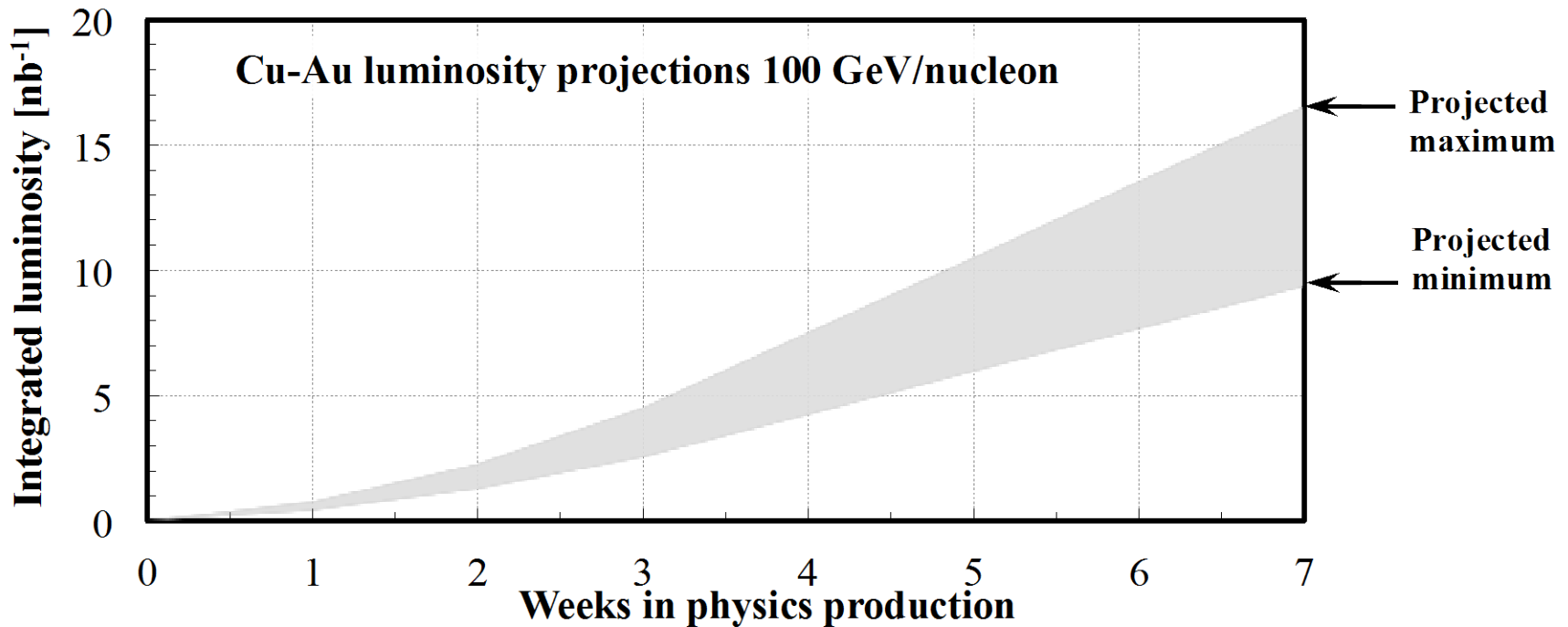


Figure 6: Projected minimum and maximum integrated luminosities for copper-gold collisions at 100 GeV/nucleon beam energy, assuming linear weekly luminosity ramp-up in 4 weeks.

From Fischer et. Al. "RHIC Collider Projections (FY 2012 – FY 2016)"

14 October 2011